

# SAFEMATE

PREVENTS COSTLY SLIPS



FOR FULL PRODUCT RANGE  
VISIT  
[www.safemate.com](http://www.safemate.com)

CALL NOW FOR YOUR  
FREE CD ROM!

# Safemate Antislip

- Stair Cappings
- Offshore Nosings
- Stair Nosings

To prevent people slipping or stumbling on stairs. A stainless steel backing combines with a sharp, long wearing, antislip surface to provide firm footing on the leading step edge.



## Method of Installation:

### Over Grille

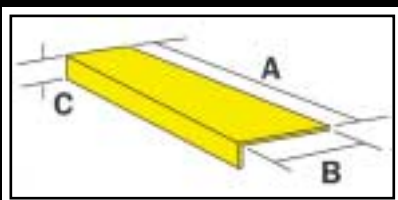
Fix with safemate universal grille clamp assembly.

### Over Steel-Aluminium-Masonry-Timber

Fix with self tapping screws.

- Antislip on step-edge, even when soiled or wet.
- Pre-drilled for easy installation.
- Highlights leading edge of step.
- Stainless steel backing means longer life.
- Excellent chemical and UV resistance.
- Wide range of standard sizes.
- Easy to clean.
- High impact resistance.

## Standard Sizes: (Nominal)



	Width (A)	Width (B)	Width (C)
18"	450mm	1 1/2"	40mm
24"	600mm	3 1/2"	90mm
30"	750mm	5 1/2"	140mm
36"	900mm	8 1/2"	215mm
48"	1200mm		

**FULL DATA SHEETS AVAILABLE**

# Safemate Antislip

## • Ladder Rung Covers



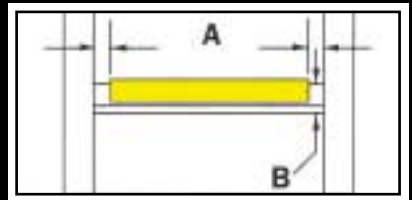
Designed to prevent slipping on wet, oily rungs. Stainless steel backing combines with a sharp, long wearing, antislip surface to provide firm footing.



- Safe footing on wet and oily ladder rungs.
- Excellent chemical resistance.
- Simple adhesive fixing.
- Long effective life.
- Stainless steel resists corrosion.

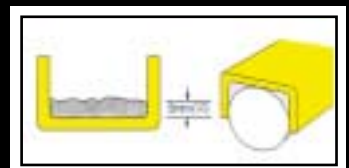
### Standard Sizes: (Nominal)

Width (A)		Dia. of Rung (B)	
10"	250mm	3/4", 1", 1 1/4", 1 3/8"	20, 25, 30, 35mm
12"	300mm	3/4", 1", 1 1/4", 1 3/8"	20, 25, 30, 35mm
13 3/4"	350mm	3/4", 1", 1 1/4", 1 3/8"	20, 25, 30, 35mm
15 3/4"	400mm	3/4", 1", 1 1/4", 1 3/8"	20, 25, 30, 35mm
17 3/4"	450mm	3/4", 1", 1 1/4", 1 3/8"	20, 25, 30, 35mm



### Method of Installation:

1. Ensure ladder rungs are free from dirt, oil and grease, and remove all existing paint.
2. Apply 5mm (1/4") layer of Safemate's recommended Adhesive Sealant, mixed to manufacturer's specifications to the inside of the Antislip Ladder Rung Cover.
3. Snap fit cover to ladder rung.
4. Allow 6-8 hours to cure.



**FULL DATA SHEETS AVAILABLE**

# Safemate Antislip

## • Safeplate Grille Covers

Designed to prevent slipping on grille catwalks, stair landings, checker plate workstations and problem masonry surfaces. A sharp long-wearing, antislip surface to provide firm footing.

- Provides safe footing on oily-greasy wet checker late and grille walkways.
- Excellent chemical resistance.
- Simple to install and clean.
- Long effective life.
- Stainless steel backing resists corrosion.
- High impact resistance.



### Standard Sizes: (Nominal)

Width (A)		Depth (B)		
24"	600mm	24"	600mm	Sheets
24"	600mm	36"	900mm	
7 7/8"	200mm	24"	600mm	Walkway Sections
7 7/8"	200mm	30"	750mm	
7 7/8"	200mm	36"	900mm	

### Method of Installation:

#### Over Grille

Fix with safemate universal grille clamp assembly.

#### Over Steel-Aluminium-Masonry-Timber

Fix with self tapping screws.

**FULL DATA SHEETS AVAILABLE**

# Safemate Antislip

- Vinyl Floor Segments
- Walkway Sections
- Slipfixas

Designed to prevent slipping on wet, tiled, concrete or metal floors subject to spillage and heavy foot traffic.

A tough vinyl backing combines with a sharp, long-wearing, antislip surface to provide firm footing.



## Method of Installation:

A 2 part flexible waterproof adhesive system.



- Provides safe footing on wet and oily floors.
- Long, effective life.
- Good chemical resistance.
- Simple to install and seal in food areas
- Simple to clean and disinfect with brush and squeegee.
- Available in grades – Extra Fine – Fine – Industrial

## Standard Sizes: (Nominal)


Segments			
L(A)		W(B)	
24"	600	30"	750
24"	600	36"	900
24"	600	48"	1200
Walkway Sect.			
L(A)		W(B)	
77/8"	200	24"	600
77/8"	200	30"	750
77/8"	200	36"	900
Slipfixas			
L(A)		W(B)	
4"	100	17 <sup>3</sup> / <sub>4</sub> "	450

**FULL DATA SHEETS AVAILABLE**

# TYPICAL ANTISLIP SOLUTIONS



**Stairways**



**Ladders**



**Catwalks**



**Kitchens**

**USA: Texas**  
Tel. (281) 354 8627

**UK: Scotland**  
Tel. (01224) 716 283 Fax. (01224) 714 653

**AUS: Melbourne**  
Tel. (03) 9798 7450 Fax. (03) 9798 7100



**Stairways**

**SAFEMATE**  
PREVENTS COSTLY SLIPS

E-Mails: [sales@safemate.com](mailto:sales@safemate.com)

Web Site <http://www.safemate.com>